



"All-in-One" Compact Dryer

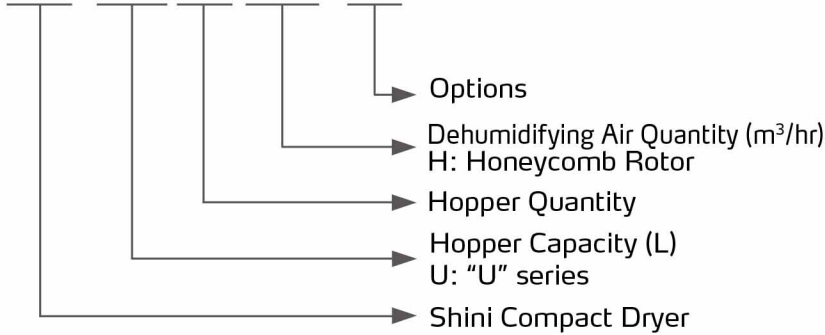
SCD-230U/120H



Refer carefully to the manual before operation.

■ Coding Principle

SCD- xxxU(x2)/xxxH - xxx



SCD-600U/400H-LC-D



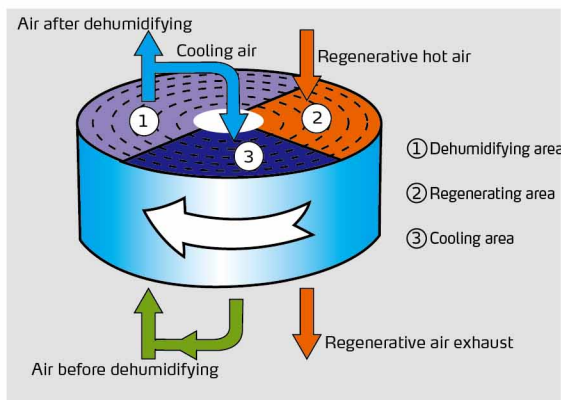
SCD-120U/80H-D-OP-M2

■ Features

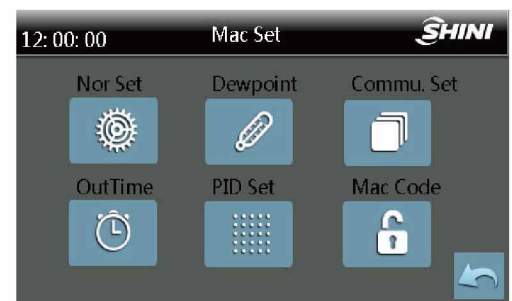
- Combine the function of dehumidifying, drying and two-stage conveying into a single unit.
- Adopt molecular sieve structure honeycomb rotor, which provides low dew-point dry air. The honeycomb rotor structure is superior to double-barrel dehumidifier that will contaminate raw material due to damaged molecular sieve.
- Feeding system is equipped with shut-off valve to ensure no dry materials remain in the material line and avoid dry material from regaining moisture.
- Equipped with adaptive function, it can achieve energy savings of up to 30%~60%;
- Equipped with microprocessor to accurately control drying temperature.
- Insulation drying hopper adopts down blowpipe design and collocates with cyclone air exhaust to avoid heat lost and improve drying efficiency.
- SCD with two drying hoppers, the drying temperature of single hopper can be individually controlled. It mainly applied to two component molding machine, which can process dehumidifying and drying to two different drying materials.
- Equipped with weekly timer, machine can automatically operate.
- All new highly efficient drying hopper with 14~20% less floor space than the previous version (40U~230U model).



SCD-80Ux2/100H



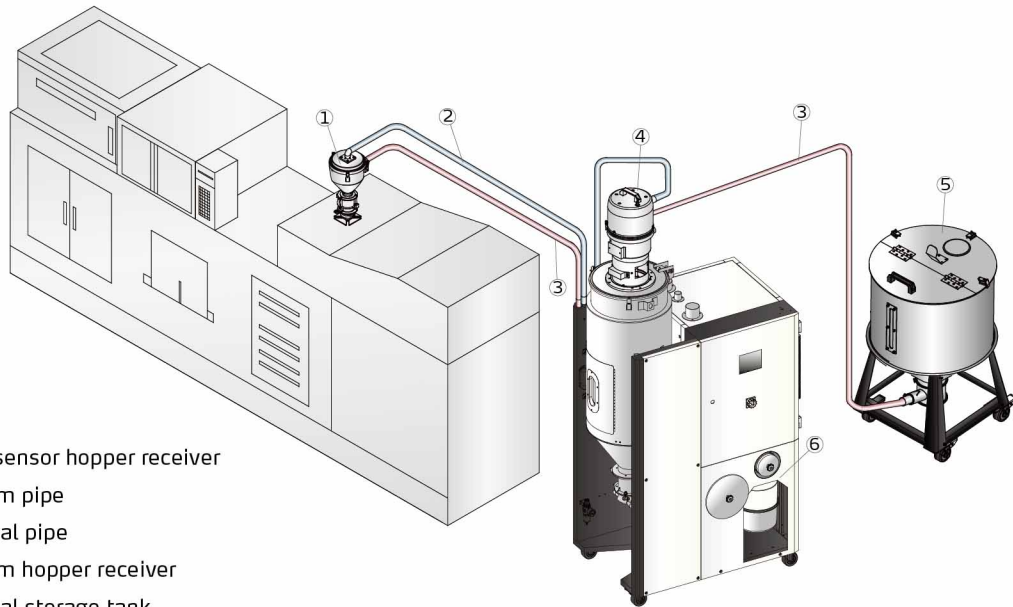
Honeycomb Rotor Working Principle



Touch Control Panel

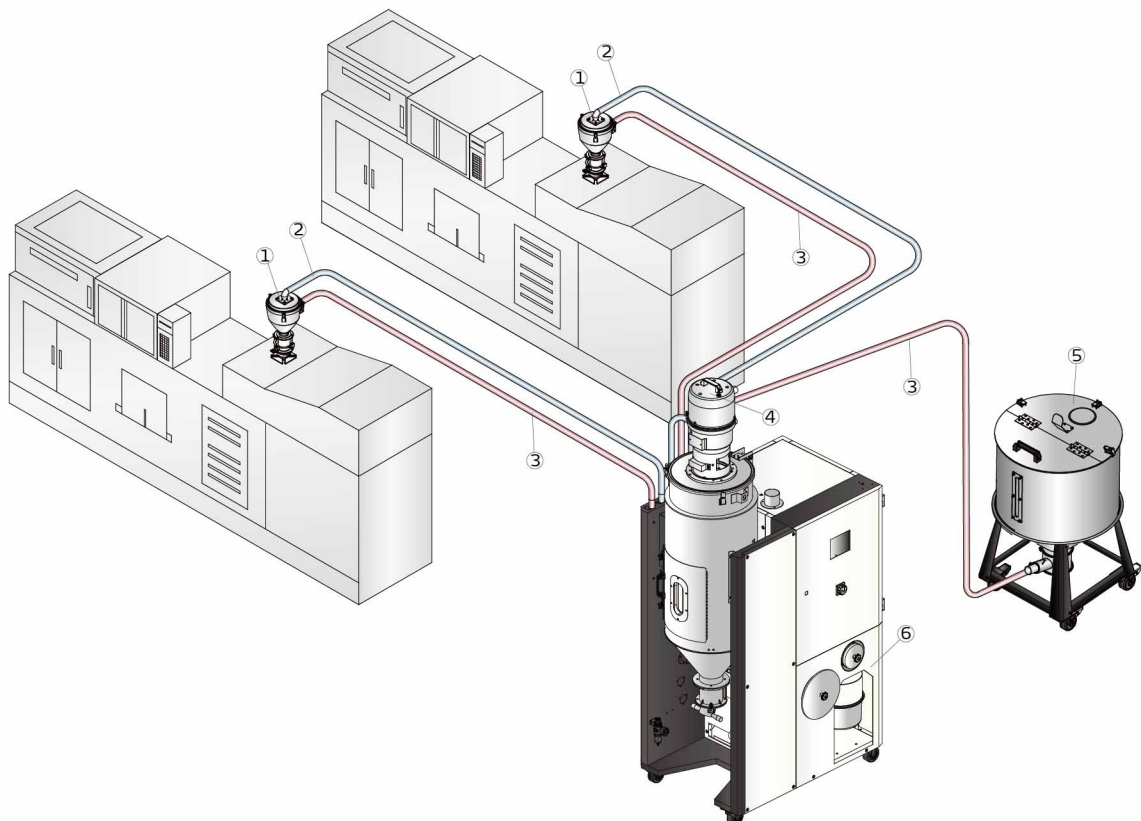
Application

SCD "All-in-One" portable compact dryers are mainly used for drying, dehumidifying, and conveying hygroscopic plastics, such as PET, PA, and PC etc. The one-to-one (for one set of IMM) or one-to-two (for two sets of IMMs) SCD compact dryers can be used according actual production demands. Besides, the double drying hoppers can be selected to meet the production demands of two component IMM. In addition, there're multiple options and accessories to meet various demands. If dry materials are volatile, it must use the EOF filter, such as PA.



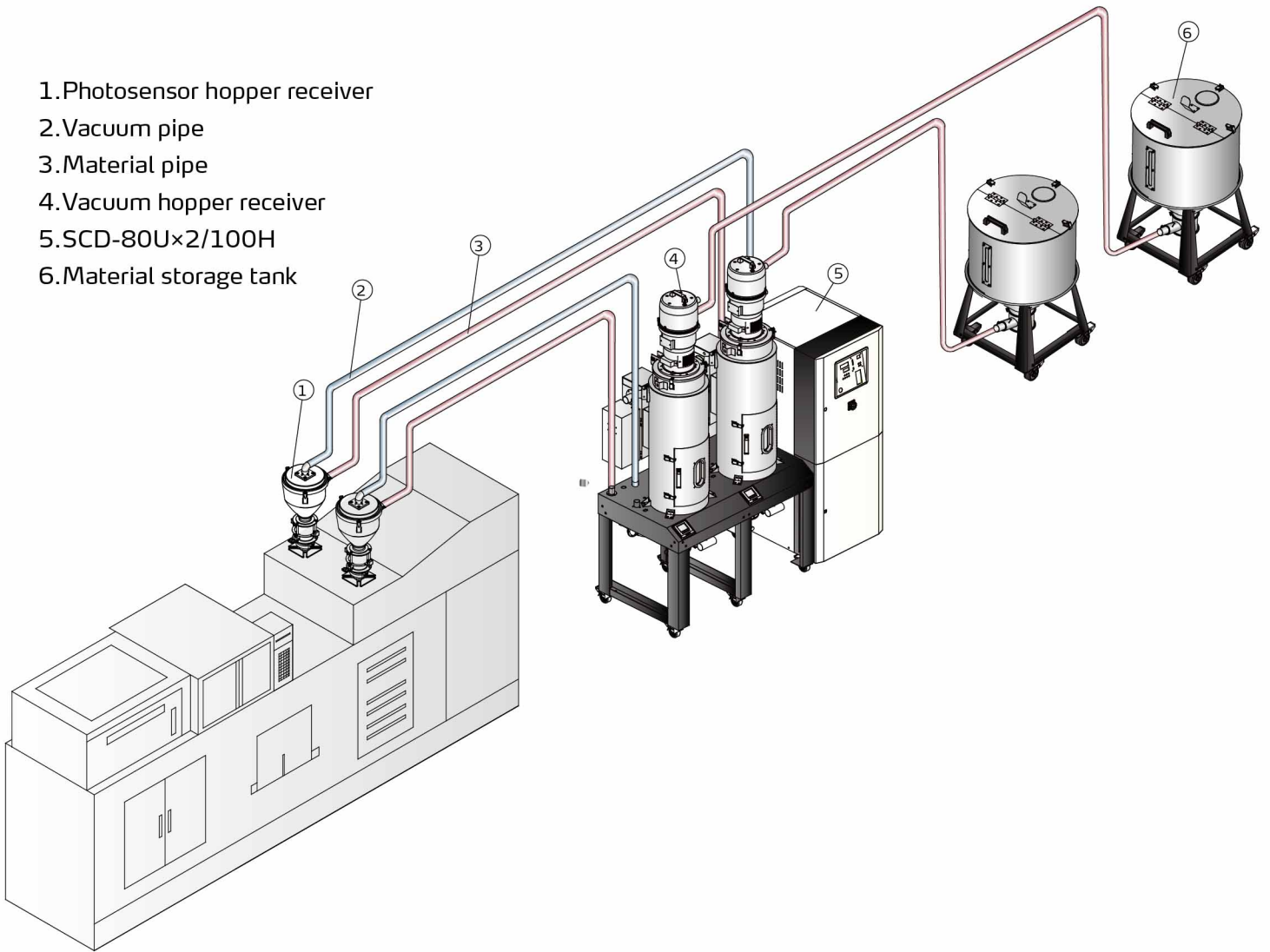
1. Photosensor hopper receiver
2. Vacuum pipe
3. Material pipe
4. Vacuum hopper receiver
5. Material storage tank
6. SCD Main unit

For Servicing One Machine: Two-stage Conveying System (Standard)



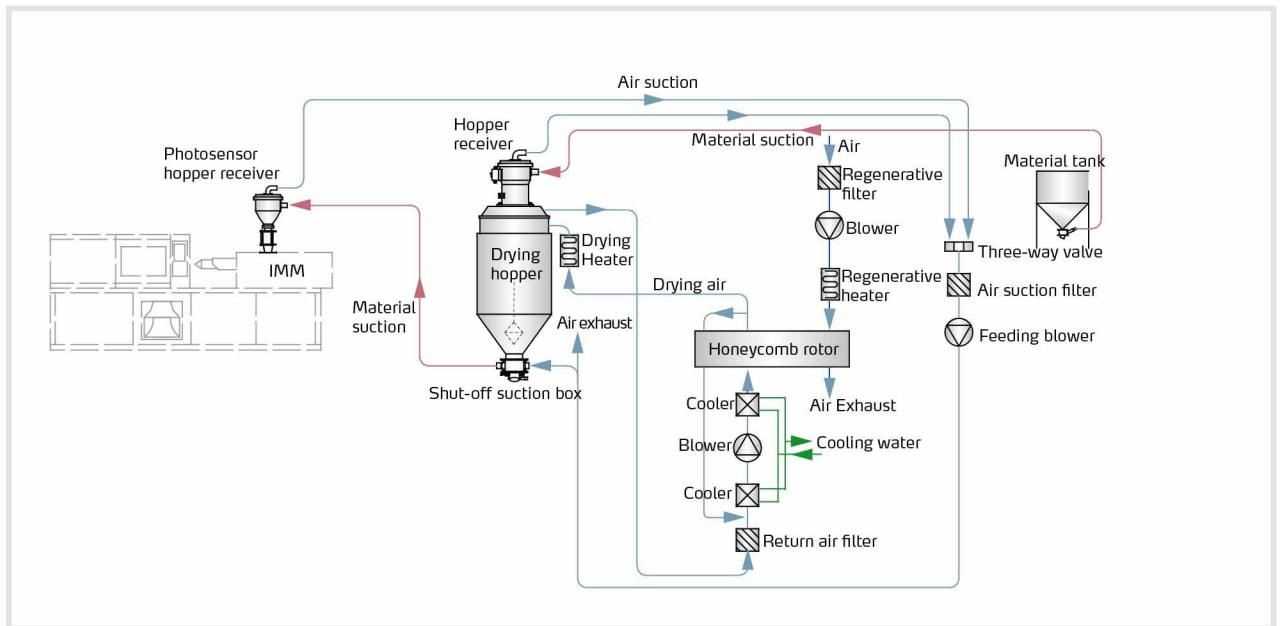
For Servicing Two Machines: Three-stage Conveying System (Optional)

1. Photosensor hopper receiver
2. Vacuum pipe
3. Material pipe
4. Vacuum hopper receiver
5. SCD-80U×2/100H
6. Material storage tank

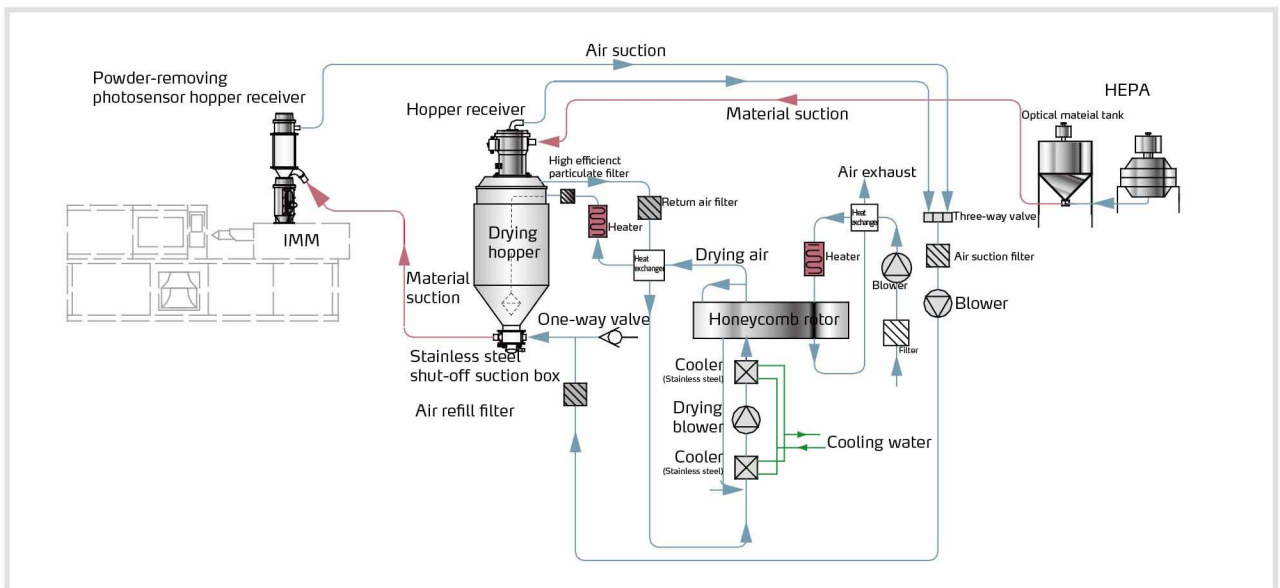


The diagram of "One-to-Two" Compact Dryer

Working Principle



SCD Working Principle



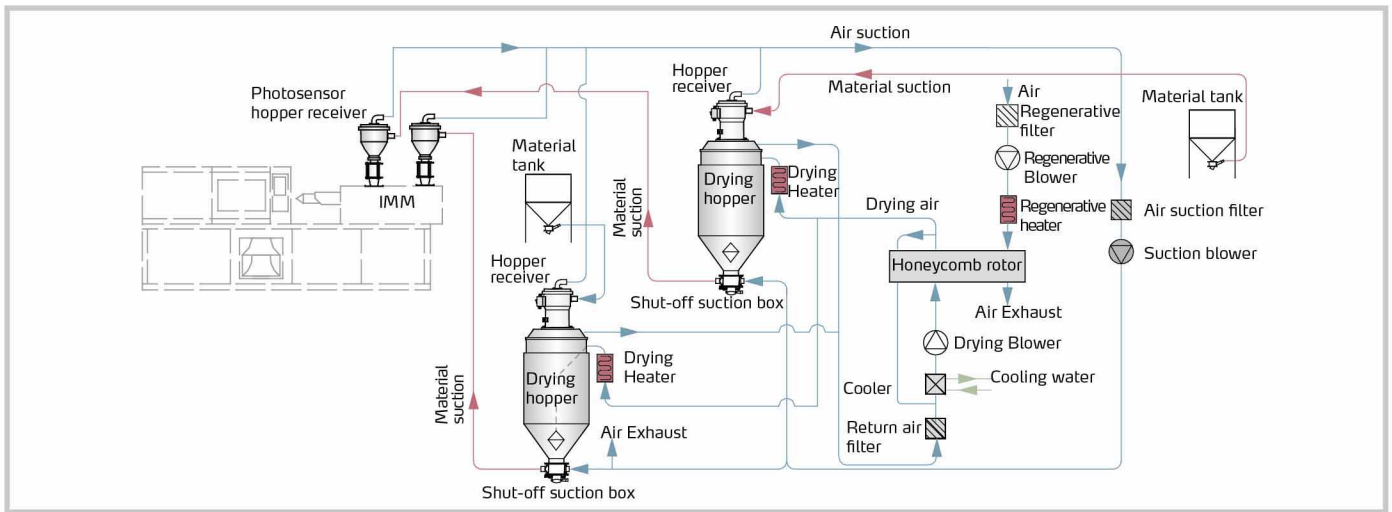
SCD-OP-ES Working Principle



3D animation
(Tencent)



3D animation
(Youtube)



SCD-Ux2/H Working Principle

Options

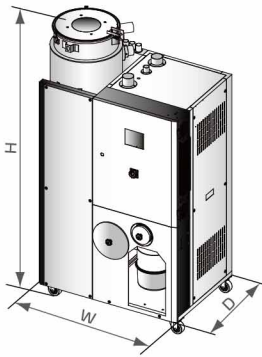
- For models optional with energy-saving drying function, add "ES" at the end of the model code. Standard equipped with touch panel human-machine interface, it can automatically adjust the energy consumption as per material dosage. Collocated with regenerative heat recycler, total power consumption can be saved up to 41%.
- For models with drying heat recycler, add "HE" at the end of model code. Dehumidified low temperature air recycles the heat of hot-wet return air via plate heat exchanger, which can raise the air temperature in drying heater and reduce the power consumption of the heater, as well as reduce 0%~19% of total power consumption.
- For SCD, three-stage conveying function is available to simultaneously feed two sets of injection molding machines. Add "M2" at the end of the model code.
- For models with polished hopper inside, add "P" at the end of the model code.
- Optional air cooling function is available for SCD, which is no need of cooling water, and add "A" at the end of the model code. It is applicable for (SCD-40U/40H~SCD-230V/120H).
- Upgraded to PLC & touch panel, add "LC" at the end of the model code.
- The optional built-in dew point monitor is available, which is used to monitor real-time dew point. Add "D" at the end of the model code.

SCD Series

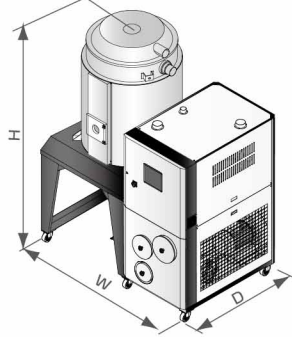
■ Specifications (Hermetic)

Model		SCD-	20U/30H -OP	40U/30H -OP	80U/50H -OP	120U/80H -OP	40U/ 40H	80U/ 40H	120U/ 80H	160U/ 80H	160U/ 120H	230U/ 120H	300U/ 200H	450U/ 200H	
Drying System	Drying Heater (kW)		3	3	4	6	4	4	4	4	6	6	12	12	
	Drying Blower (kW)		0.4	0.4	0.4	0.75	0.18	0.18	0.75	0.75	0.75	0.75	1.5	1.5	
	Hopper Capacity	L		20	40	80	120	40	80	120	160	160	230	300	450
gal			5.3	10.6	21.1	31.7	10.6	21.1	31.7	31.7	42.3	60.8	79.3	119	
Dehumidifying System	Regenerative Heater (kW) (50/60Hz)		3/3	3/3	3/3	3/3	3/3	3/3	3/4	3/4	4/4	4/4	4/6	4/6	
	Regenerative Blower (kW)		0.4	0.4	0.4	0.4	0.12	0.12	0.18	0.18	0.18	0.18	0.4	0.4	
	Dehumidifying Air quantity (m ³ /hr)		30	30	50	80	40	40	80	80	120	120	200	200	
Conveying System	Conveying Blower (kW)		1.5	1.5	1.5	1.5	1.5	1.5	1.5	1.5	1.5	1.5	1.5	1.5	
	Dia. of Material Pipe (inch)		1.5	1.5	1.5	1.5	1.5	1.5	1.5	1.5	1.5	1.5	1.5	1.5	
	SVHL	L		3*	3*	3*	3*	3	6	6	6	6	12	12	12
		gal		0.8*	0.8*	0.8*	0.8*	0.8	1.6	1.6	1.6	1.6	3.2	3.2	3.2
SHR-U	L		3	3	6	6	3	6	6	6	6	12	12	12	
	gal		0.8	0.8	1.6	1.6	0.8	1.6	1.6	1.6	1.6	3.2	3.2	3.2	
Dimension	H	mm	1400	1500	1670	1710	1672	1751	1957	2102	2102	2012	2160	2350	
		inch	55	59	65.7	67.3	65.8	68.9	77	82.8	82.8	82.8	85	92.5	
	W (mm)	mm	1050	1050	1240	1240	1051	1066	1125	1125	1125	1223	1460	1460	
		inch	41.3	41.3	48.8	48.8	41.4	42	44.3	44.3	44.3	48.1	57.5	57.5	
	D (mm)	mm	900	900	1000	1000	903	903	903	903	903	903	1020	1020	
		inch	35.4	35.4	39.4	39.4	35.6	35.6	35.6	35.6	35.6	35.6	40.2	40.2	
Weight	kg		235	280	330	385	295	325	340	350	390	420	565	595	
	lb		518	617	728	849	650	1433	750	772	850	926	1246	1312	

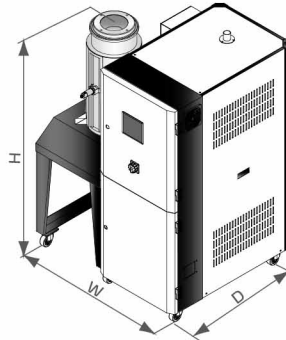
Outline Drawings



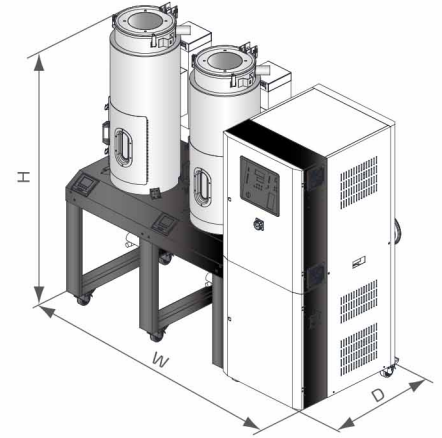
SCD Hermetic



SCD Semi-open



SCD-OP



SCD-Ux2/H

Specifications (Semi-open)

Model	SCD-	600U/400H	750U/400H	900U/700H	1200U/700H	40Ux2/80H	80Ux2/80H	120Ux2/120H	160Ux2/200H	
Drying System	Drying Heater (kW)	18	18	24	24	3x2	3.9x2	3.9x2	6x2	
	Drying Blower (kW, 50/60Hz)	3.75/4.5	3.75/4.5	7.5/8.6	7.5/8.6	0.75/0.9	0.75/0.9	0.75/0.9	1.5/1.72	
	Hopper Capacity	L	600	750	900	1200	40x2	80x2	120x2	160x2
gal		158.5	198	237.8	317	10.6x2	21.1x2	31.7x2	42.2x2	
Dehumidifying System	Regenerative Heater (kW)	7.2	7.2	10	10	3	3	4	4	
	Regenerative Blower (kW, 50/60Hz)	0.75/0.9	0.75/0.9	1.5/1.8	1.5/1.8	0.18/0.225	0.18/0.225	0.18/0.225	0.4/0.48	
	Dehumidifying Air quantity (m ³ /hr, 50/60Hz)	400/450	400/450	700/780	700/780	80/80	80/80	120/120	200/222	
Conveying System	Conveying Blower (kW)	1.5	1.8	3.75	3.75	1.5	1.5	1.5	1.5	
	Dia. of Material Pipe (Inch)	1.5	1.5	2	2	1.5	1.5	1.5	1.5	
	SVH-L Hopper	L	12	12	24	24	6	6	6	6
		gal	3.2	3.2	6.4	6.4	1.58	1.58	1.58	1.58
	SHR-U Hopper	L	12	12	24	24	3	6	6	6
gal		3.2	3.2	6.4	6.4	0.79	1.58	1.58	1.58	
Dimension	H	mm	2380	2610	2640	3070	1655	1866	1800	2113
		inch	93.7	102.8	104	121	65.2	73.5	73.5	83.2
	W	mm	1745	1745	2140	2140	1422	1886	2084	2124
		inch	68.7	68.7	84.3	84.3	56	74.3	82	83.6
	D	mm	1255	1255	1380	1380	853	915	915	930
		inch	49.4	49.4	54.3	54.3	33.6	36	36	36.6
Weight	kg	640	690	850	900	320	400	500	565	
	lb	1411	1521	1874	1984	704	882	1102.7	1246	

Notes: 1) Plastic materials can be fully dried by drying air with dew-point temperature $\leq -20^{\circ}\text{C}$.

2) "*" stands for hopper receiver SHR-CP-U.

3) Power: 3 Φ , 230/400/460/575VAC, 50/60Hz.

We reserve the right to change specifications without prior notice.

Shini Group

Addr: No. 23, Minhe St., Shulin Dist.,
New Taipei, Taiwan

Tel: +886 2 2680 9119

Fax: +886 2 2680 9229

Email: shini@shini.com

Factories:

- Taiwan
- Dongguan
- Pinghu
- Ningbo
- Chongqing
- Pune

2025-09-15-04 Copyrights Reserved.

www.shini.com