



PET special "All-in-One" Compact Dryer

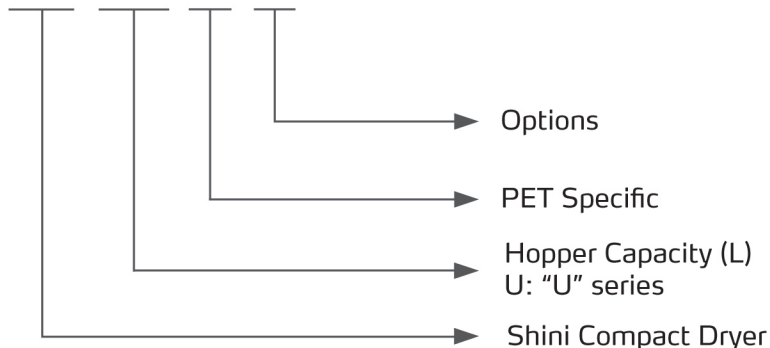


Refer carefully to the manual before operation.

SCD-PET Series

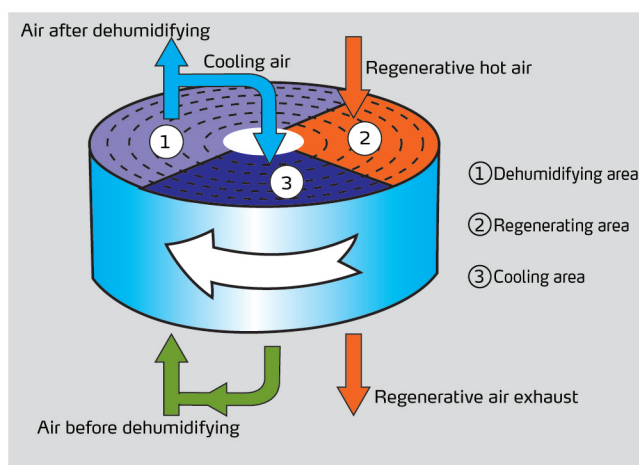
■ Coding Principle

SCD-xxxU-PET-xxx

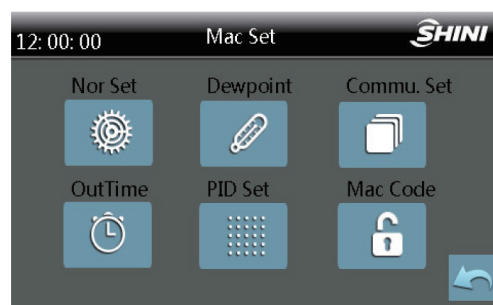


■ Features

- Combine the function of dehumidifying, drying and two-stage conveying into a single unit, Specially designed for PET .
- Adopt molecular sieve structure honeycomb rotor, which provides low dew-point dry air. The honeycomb rotor structure is superior to double-barrel dehumidifier that will contaminate raw material due to damaged molecular sieve.
- Feeding system is equipped with shut-off valve to ensure no dry materials remain in the material line and avoid dry material from regaining moisture.
- Insulation drying hopper adopts down blowpipe design and collocates with cyclone air exhaust to avoid heat lost and improve drying efficiency.
- Equipped with a high-temperature heating box to effectively and quickly remove moisture
- Equipped with weekly timer, machine can automatically operate.
- ACF is standard equipped for SCD-1500U-PET and above models.



Honeycomb Rotor Working Principle

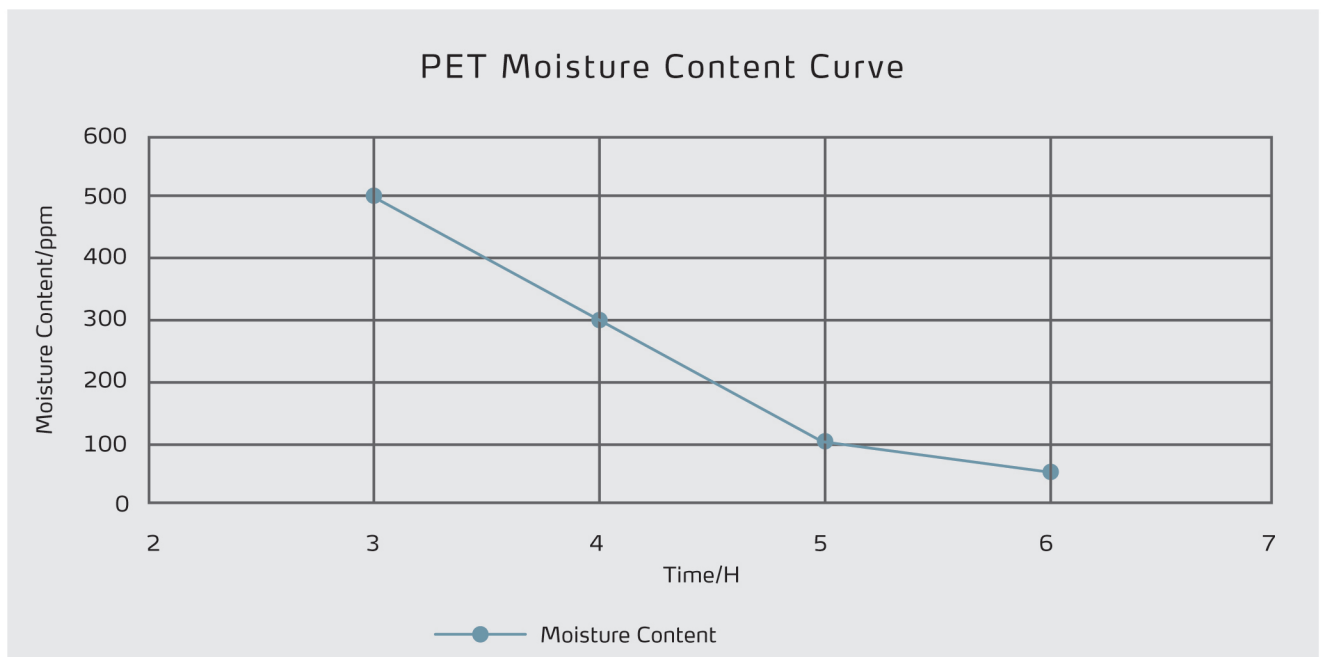


Touch Control Panel

Options

- For models optional with the maintenance ladder, add "ML" at the end of the model code.
- For models optional with dry airflow management, the system can adjust the dry airflow automatically by setting the material dosage, which can save up to 28% of total power consumption. Add "AM" at the end of the model code.
- For models optional with energy-saving drying management, it equipped with the heat regenerative recycler which recycles the regeneration air exhausted heat via plate heat exchanger and can save 0%~10% of total power consumption. Add "ES" the end of the model code.
- For models optional with drying heat recycler, the dehumidified low temperature air via plate heat exchanger to recycle the heat of hot-wet return air, which can increase the air temperature in drying heater, lower the power consumption of the heater, and save 0%~5% of total power consumption. Add "HE" at the end of the model code.
- The dew-point monitor can be optional to install on the machine for monitoring real-time dew-point temperature. Add "D" at the end of the model code.

Moisture Content Curve



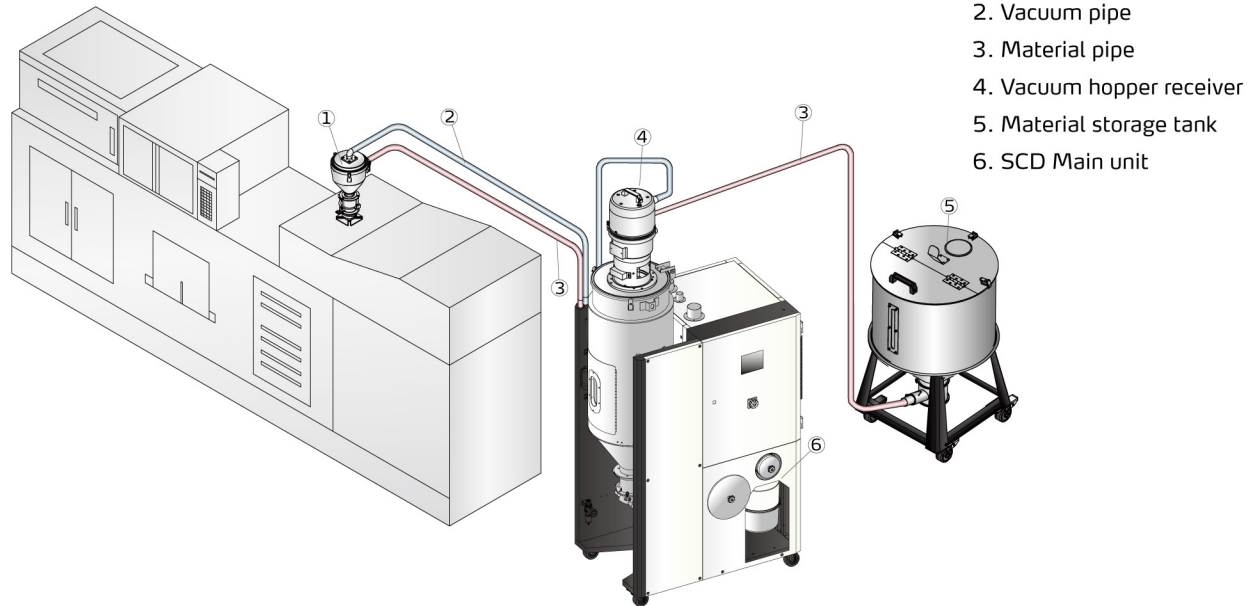
Test Condition

Above data are obtained based on virgin materials of 0.85kg/L in bulk density, with initial moisture content of 1500ppm under the drying temperature of 160°C and regenerative temperature of 180°C test conditions.

SCD-PET Series

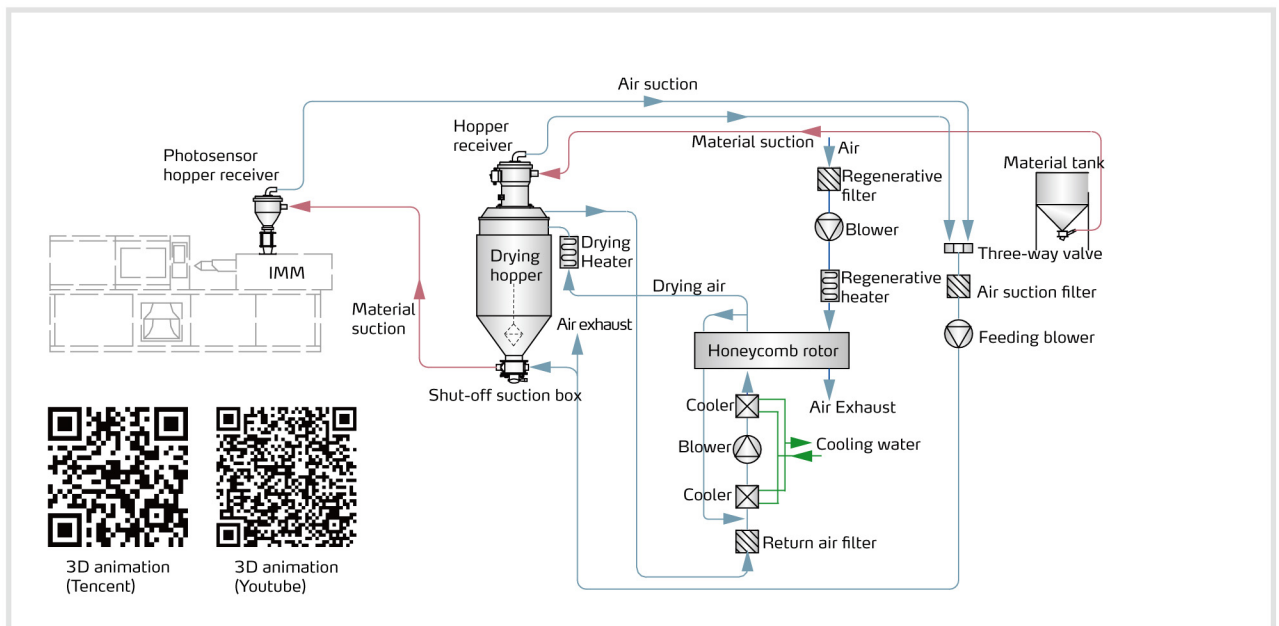
Application

SCD "All-in-One" portable compact dryers are mainly used for drying, dehumidifying, and conveying hygroscopic plastics. Simple appearance structure facilitates the on-demand movement of the machine. Rich optionals and accessories meet diverse specific needs. If the dry material has a lot of dust, it needs to be used in conjunction with an ACF.

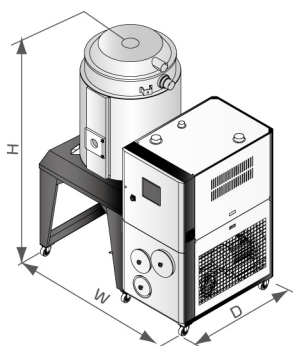


For Servicing One Machine: Two-stage Conveying System (Standard)

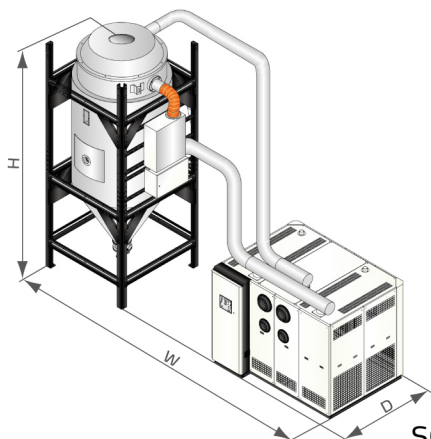
Working Principle



Outline Drawings



SCD-2500U and above



SCD-3000U and above

Specifications

Model	SCD-PET	600U	750U	900U	1200U	1500U	2000U	2500U	3000U	3500U	4000U	5000U	6000U	7000U	8000U
Effective Capacity (L)		600	750	900	1200	1500	2000	2500	3000	3500	4000	5000	6000	7000	8000
Max. Temp.(°C)		195	195	195	195	195	195	195	195	195	195	195	195	195	195
Drying Heater (kW)		24	24	24	32	32	58	58	72	80	80	80	128	128	168
Drying Blower (kW)		3.0	3.0	2.2	2.2	3.7	5.5	5.5	11	11	11	11	15	15	18.5
Regenerative Heater (kW)		7.2	7.2	10	10	10	10	10	15	15	15	15	30	30	30
Regenerative Blower (kw)		0.85	0.85	1.6	1.6	1.6	1.6	1.6	2.2	2.2	2.2	2.2	5.5	5.5	7.5
Conveying Blower (kw)		2.2	2.2	2.2	2.2	3	3	4	4	4.3	4.3	7.5	7.5	11	11
Dia. of Material Pipe(inch)		1.5	1.5	1.5	1.5	2	2	2	2	2	2	2	2	2.5	2.5
Actual Capacity (kg)		400	600	800	1000	1200	1600	2000	2400	2800	3200	4000	4800	5600	6400
Cooling water (L/min)		50	50	80	80	80	120	120	180	240	240	240	360	360	480
Inlet/outlet pipe threads(PT)(inch)		0.75	0.75	1	1	1	1.5	1.5	1.5	2	2	2	2	1.5	2
SVH-L(L)		12	12	24	24	/	/	/	/	/	/	/	/	/	/
SHR-U(L)		12	12	24	24	24*2	24*2	36*2	36*2	48*2	48*2	96*2	96*2	120*2	120*2
SICH(L)		/	/	/	/	24	24	36	36	48	48	96	96	120	120
H(mm)		2380	2380	2700	3070	3350	4000	4000	4400	4800	500	5235	5450	5840	6425
W(mm)		1745	1745	2140	2140	2410	2410	2550	3400	3400	3500	3600	3800	4000	4000
D(mm)		1255	1255	1380	1380	1380	1450	1450	2650	2650	2650	2650	2650	2800	2800
Weight(kg)		500	700	900	1100	1440	1550	1660	2000	2200	2400	2600	3000	3330	3620

Notes: 1) Above maximum processing, capacity is obtained based on non-crystalline PET material (amorphous PET) of 0.85 kg/L in bulk density and 3~5mm in diameter under the temperature of 195°C;

2) Power: 3Φ, 230/400/460/575VAC, 50/60Hz.

We reserve the right to change specifications without prior notice.

Shini Group

Addr: No. 23, Minhe St., Shulin Dist.,
New Taipei, Taiwan

Tel: +886 2 2680 9119

Fax: +886 2 2680 9229

Email: shini@shini.com

Factories:

- Taiwan
- Dongguan
- Pinghu
- Ningbo
- Chongqing
- Pune

2025-12-15-04 Copyrights Reserved.

www.shini.com