



## Cabinet Dryer

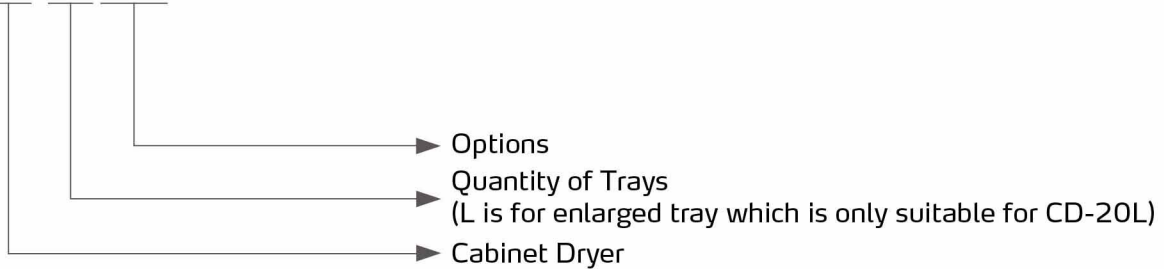
CD-9



Refer carefully to the manual before operation.

## ■ Coding Principle

CD-x x-x x



## ■ Features

- Accurate P.I.D. temperature control to achieve even drying effect.
- Air-proofed insulated door can maintain temperature constantly inside to reduce energy consumption.
- Stainless steel tray and liner to avoid contamination to materials.
- Unique design of adjustable air inlet and exhaust.
- 24 hours timer, easy to set the time for work.
- Overheat protection and motor overload protection .
- Visible alarm to indicate troubles immediately .



Temperature Controller

## ■ Application

CD series of cabinet dryers are mostly used for simultaneous drying of different kinds of polymers in small quantities or for drying materials for trial molding. They can also be applied in electronic engineering, electroplating, pharmacy, paint baking, printing industries, etc. for preheating or drying related products.



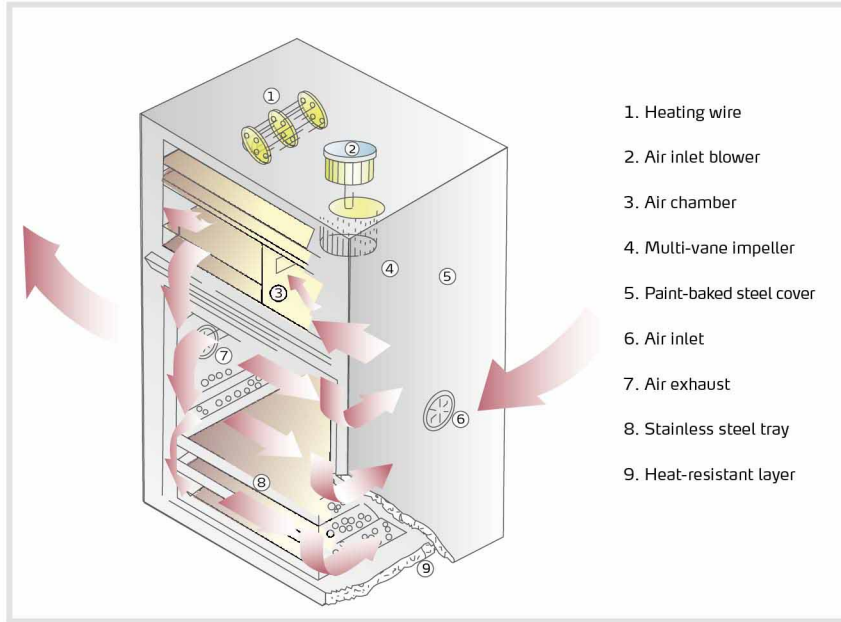
CD-20L

## ■ Options

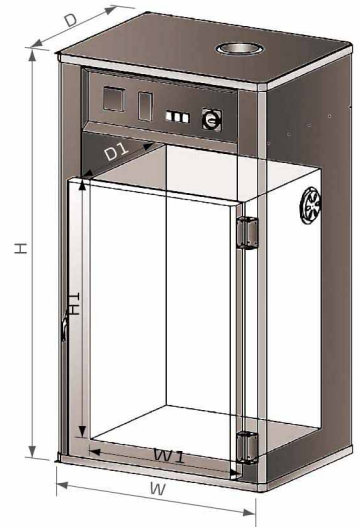
- When drying the volatile materials, the air exhauster must be adopted. add "EAD" at the end of the model code.
- Flanges of air inlet and outlet are optional. Add "FL" at the end of the mode code.

# CD Series

## Working Principle



## Outline Drawing



## Specifications

Model		CD-5	CD-9	CD-20	CD-20L	CD-5-HT	CD-9-HT	CD-20-HT	CD-20L-HT	
Heater (kW)		4	4.5	9	18	4	4.5	9	18	
Blower(50/60Hz,kW)		0.37/0.55	0.37/0.55	1.5	1.5	0.37/0.55	0.55	1.5	1.5	
Highest Temp.	°C	200	200	200	200	250	250	250	250	
	°F	392	392	392	392	482	482	482	482	
Tray Quantity		5	9	20	20	5	9	20	20	
Total Capacity	kg	50	90	200	450	50	90	200	450	
	lb	110	198	441	992	110	198	441	992	
Outer Dimension	H	mm	1200	1440	1700	1865	1380	1640	1887	2052
		Inch	47.2	56.7	67	73.4	54.3	64.6	74.3	80.8
	W	mm	800	800	1210	1800	860	920	1310	1900
		Inch	31.5	31.5	47.6	70.9	33.9	36.2	51.6	74.8
D	mm	610	610	860	1060	731	731	1032	1232	
	Inch	24	24	33.9	41.7	28.8	28.8	40.6	48.5	
Inner Dimension	H1	mm	660	900	1000	1200	660	900	1000	1200
		Inch	26	35.4	39.4	47.2	26	35.4	39.4	47.2
	W1	mm	600	600	990	1600	600	600	990	1600
		Inch	23.6	23.6	39	63	23.6	23.6	39	63
	D1	mm	550	550	800	1000	550	550	800	1000
		Inch	21.7	21.7	31.5	39.4	21.7	21.7	31.5	39.4
Net Weight	kg	150	180	415	550	200	252	587	778	
	lb	331	397	915	1213	441	556	1294	1715	

Notes: 1) "HT" stands for heat insulation model, the surface temperature of which will not be more than 80°C/176°F when setup temperature is 250°C/482°F.

2) When drying temperature is below 150°C/302°F, "HT" models can keep internal temperature accuracy of ±5°C/±9°F, when it is above 150°C/302°F, internal temperature accuracy is ±12°C/21.6°F.

3) Above loading capacity is based on pellet material of 0.65kg/L(5.4lb/gal) in bulk density and 3-5mm(0.12-0.2inch) in diameter.

4) Power: 3Φ, 230/400/460/575VAC, 50/60Hz.

## Shini Group

Addr: No. 23, Minhe St., Shulin Dist.,  
New Taipei, Taiwan

Tel: +886 2 2680 9119

Fax: +886 2 2680 9229

Email: [shini@shini.com](mailto:shini@shini.com)

### Factories:

- Taiwan
- Dongguan
- Pinghu
- Ningbo
- Chongqing
- Pune